

Preparation Instructions

Print in color on white cardstock. Laminate for durability and cut cards apart. Make multiple copies of the answer recording sheet. (Optional: print student friendly instructions.) Staple or tape cards around the room or place them at a center.


Teaching Tip: Review the name of the pictures ahead of time.

Provide students with a smart device with an app that can scan and read QR codes. If you don't already have a QR code scanner app on your smart device, you may want to download this one <http://apple.co/lqv52BT> from the iTunes store for FREE. It is easy to use and has no ads.

How to Use

Write the name of each picture under the correct column on the answer recording sheet. Using a smart device such as an iPad or iPhone, scan the QR code to check your work.. Color the crocodile if you wrote the word under the right column.







www.teachingwithnancy.com



www.teachingwithnancy.com



www.teachingwithnancy.com



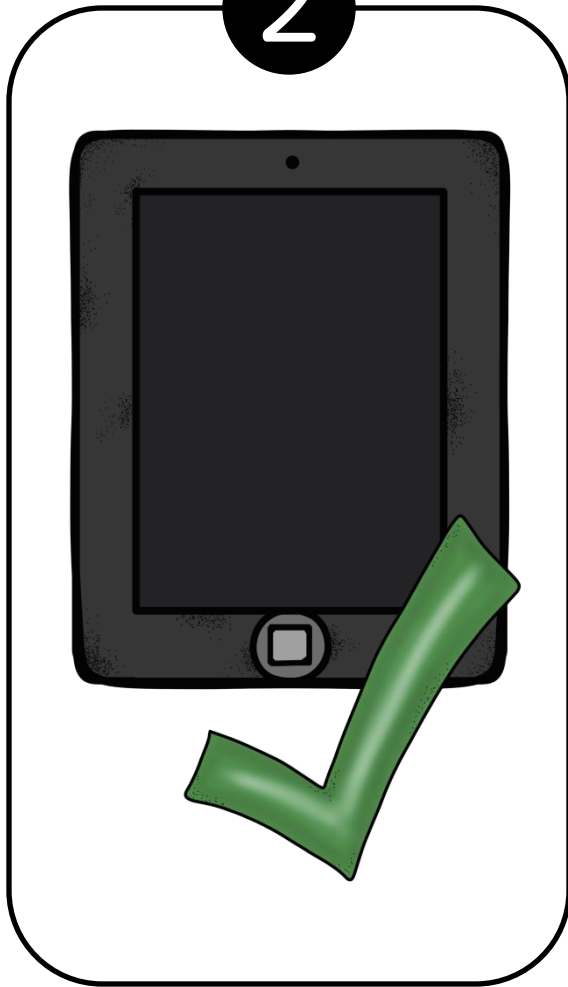
www.teachingwithnancy.com

Write, Scan and Color


1



2



3









Hard and Soft C

Name: _____

Write each word under the correct column. Scan the QR code to check your work. Color the crocodile if you wrote the word under the correct column.

hard c



soft c

